



Back Cooler

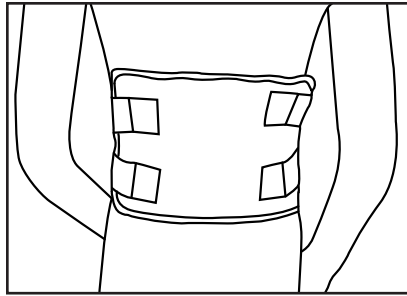
RiteTemp™ Medical Products are based upon the unique thermal properties of HTF Exotherm® to provide re-useable self-regulated cooling solutions for accelerated healing rates and faster recovery from soft tissue damage and joint injury.

Although ice and frozen gel packs are commonly used for this same purpose they are too cold for the human body and will actually cause damage by restricting capillary blood flow if used continuously for more than 20 minutes or applied directly to the skin.

In contrast, RiteTemp™ products can be safely used for any length of time because they create the optimal healing temperature to reduce swelling without stopping blood flow. Extended cool therapy treatment with RiteTemp™ Medical Products allows for more rapid healing and recovery. Always consult your doctor to find the treatment that is right for you.

CHARGING

In their fully charged and ready to use state, HTF Exotherm® cells in this RiteTemp Back Cooler will be white and firm to the touch. As the RiteTemp™ Back Cooler is used, the cells will pass to a softer opaque state, to clear liquid with solid pieces or milky liquid, and finally to a completely clear fluid once the cooling charge is exhausted. Due to the way HTF Exotherm® absorbs heat, the RiteTemp™ Back Cooler provides full cooling power through the entire operating cycle, even when the cooling cells are only partially charged.

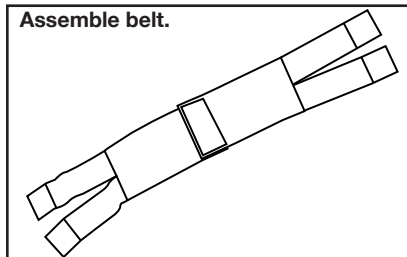


The RiteTemp™ Back Cooler is charged for use by laying it flat in a refrigerator (temperature at or below 50°F [10°C]) for a minimum of 45 minutes, until the cooling cells are solid white and firm to the touch. The best charging times are achieved by placing the RiteTemp™ Back Cooler on a shelf or rack which provides airflow both above and below the cooling cells, rather than stacking the product with other items.

USE

The RiteTemp™ Back Cooler may be worn over thin clothing or directly against the skin.

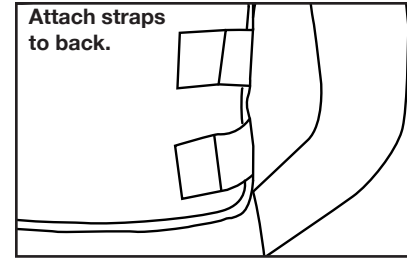
Remove the straps from the RiteTemp™ Back Cooler by peeling the ends off of the cooler.



Assemble the supportive belt by connecting the two Y-shaped straps to each other with their large hook and loop fasteners.

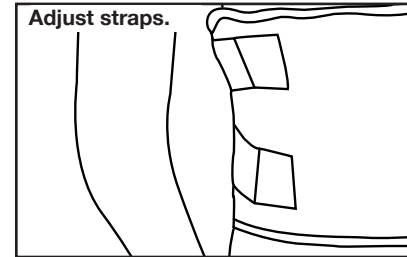


0781181181888

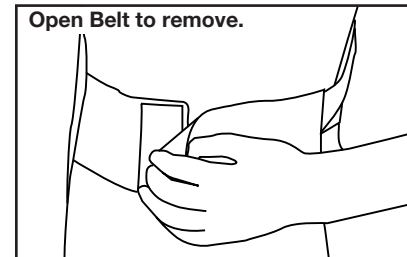


Attach two of the belt's straps the outer fabric of the RiteTemp™ Back Cooler. Hold the cooler up to the patient's back with the fabric side facing out.

Pass the belt around the patient's stomach and attach the two remaining straps to the opposite side of the RiteTemp™ Back Cooler.



Adjust the position of the straps as needed so that the RiteTemp™ Back Cooler fits snugly. Make certain that as much of the cooler's inner surface is in contact with the body as possible.



The RiteTemp™ Back Cooler can be removed by the patient for recharging by peeling apart the center of the belt in front of the stomach.

CLEANING AND CARE

- The RiteTemp™ Back Cooler may be charged and reused an unlimited number of times.
- The RiteTemp™ Back Cooler should be stored flat. It may be stacked with other items as long as there are no sharp edges to cause a tear or puncture. Ideally it can be stored in a refrigerator, ready for use.
- The straps and fabric backing of the RiteTemp™ Back Cooler may be hand washed in mild soap and water and allowed to air dry.
- The RiteTemp™ Back Cooler should not be stored wadded, balled up or folded.
- Do not microwave the RiteTemp™ Back Cooler.
- Do not store the RiteTemp™ Back Cooler near heat or flame.
- The exposed cooling cells and polymer surface of the RiteTemp™ Back Cooler may be cleaned with isopropyl alcohol, mild bleach solutions, soap or other disinfectant solutions. Do not apply bleach to the fabric portions of the RiteTemp™ Back Cooler.
- Do not use caustic or abrasive cleaners on the RiteTemp™ Back Cooler.
- Discontinue use of the RiteTemp™ Back Cooler if it becomes damaged or torn.

50D Medical, an HTFx Company
315 Stan Dr
Melbourne, FL 32904
321-956-0050
<http://www.RiteTempMedical.com>

Copyright 2010, 50D Medical. All rights reserved. HTF Exotherm, RiteTemp and the Rite Temp Medical logo are trademarks or registered trademarks of HTFx, Inc. 180-0002 Rev 0.9

For more information about RiteTemp™ Medical Products, please visit:
RiteTempMedical.com



Back Cooler

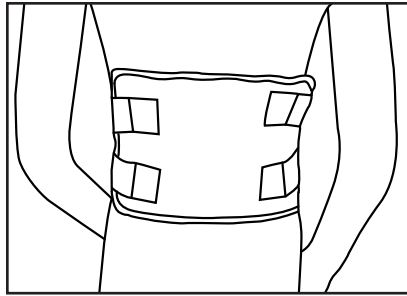
RiteTemp™ Medical Products are based upon the unique thermal properties of HTF Exotherm® to provide re-useable self-regulated cooling solutions for accelerated healing rates and faster recovery from soft tissue damage and joint injury.

Although ice and frozen gel packs are commonly used for this same purpose they are too cold for the human body and will actually cause damage by restricting capillary blood flow if used continuously for more than 20 minutes or applied directly to the skin.

In contrast, RiteTemp™ products can be safely used for any length of time because they create the optimal healing temperature to reduce swelling without stopping blood flow. Extended cool therapy treatment with RiteTemp™ Medical Products allows for more rapid healing and recovery. Always consult your doctor to find the treatment that is right for you.

CHARGING

In their fully charged and ready to use state, HTF Exotherm® cells in this RiteTemp Back Cooler will be white and firm to the touch. As the RiteTemp™ Back Cooler is used, the cells will pass to a softer opaque state, to clear liquid with solid pieces or milky liquid, and finally to a completely clear fluid once the cooling charge is exhausted. Due to the way HTF Exotherm® absorbs heat, the RiteTemp™ Back Cooler provides full cooling power through the entire operating cycle, even when the cooling cells are only partially charged.

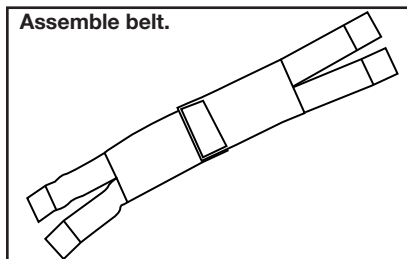


The RiteTemp™ Back Cooler is charged for use by laying it flat in a refrigerator (temperature at or below 50°F [10°C]) for a minimum of 45 minutes, until the cooling cells are solid white and firm to the touch. The best charging times are achieved by placing the RiteTemp™ Back Cooler on a shelf or rack which provides airflow both above and below the cooling cells, rather than stacking the product with other items.

USE

The RiteTemp™ Back Cooler may be worn over thin clothing or directly against the skin.

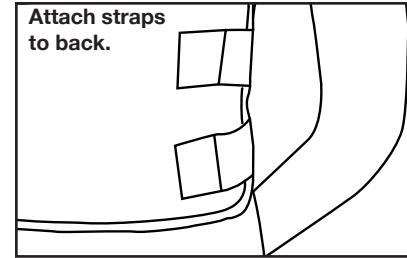
Remove the straps from the RiteTemp™ Back Cooler by peeling the ends off of the cooler.



Assemble the supportive belt by connecting the two Y-shaped straps to each other with their large hook and loop fasteners.

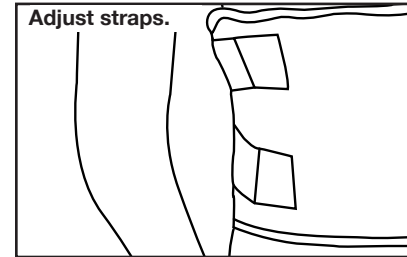


0781181181888

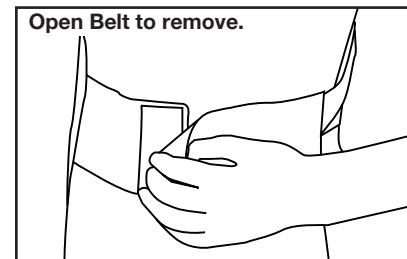


Attach two of the belt's straps the outer fabric of the RiteTemp™ Back Cooler. Hold the cooler up to the patient's back with the fabric side facing out.

Pass the belt around the patient's stomach and attach the two remaining straps to the opposite side of the RiteTemp™ Back Cooler.



Adjust the position of the straps as needed so that the RiteTemp™ Back Cooler fits snugly. Make certain that as much of the cooler's inner surface is in contact with the body as possible.



The RiteTemp™ Back Cooler can be removed by the patient for recharging by peeling apart the center of the belt in front of the stomach.

CLEANING AND CARE

- The RiteTemp™ Back Cooler may be charged and reused an unlimited number of times.
- The RiteTemp™ Back Cooler should be stored flat. It may be stacked with other items as long as there are no sharp edges to cause a tear or puncture. Ideally it can be stored in a refrigerator, ready for use.
- The straps and fabric backing of the RiteTemp™ Back Cooler may be hand washed in mild soap and water and allowed to air dry.
- The RiteTemp™ Back Cooler should not be stored wadded, balled up or folded.
- Do not microwave the RiteTemp™ Back Cooler.
- Do not store the RiteTemp™ Back Cooler near heat or flame.
- The exposed cooling cells and polymer surface of the RiteTemp™ Back Cooler may be cleaned with isopropyl alcohol, mild bleach solutions, soap or other disinfectant solutions. Do not apply bleach to the fabric portions of the RiteTemp™ Back Cooler.
- Do not use caustic or abrasive cleaners on the RiteTemp™ Back Cooler.
- Discontinue use of the RiteTemp™ Back Cooler if it becomes damaged or torn.

50D Medical, an HTF Company
315 Stan Dr
Melbourne, FL 32904
321-956-0050
<http://www.RiteTempMedical.com>

Copyright 2010, 50D Medical. All rights reserved. HTF Exotherm, RiteTemp and the Rite Temp Medical logo are trademarks or registered trademarks of HTF, Inc. 180-0002 Rev 0.9

For more information about RiteTemp™ Medical Products, please visit:
RiteTempMedical.com